


# TREADWALL KORE™



Showing how to get it done on the Treadwall Kore in 2009. The most efficient way to train.



Advanced climbing training in 1979

Modern climbing routes require superior strength and endurance – qualities that require practice and real training. The Treadwall is the only way to quickly increase power and stamina without sacrificing technique.



Practice the moves that stop you at the crag - before you get there.

The Treadwall Kore is designed for the serious climber. It is a hardcore Treadwall – stripped down to the most basic. The fixed overhanging angle will get you ready for the steep and the patented auto-stop feature will allow you to set up for some big dynos or shake out when you feel the pump. Train like you climb.

**Get fit and send.**



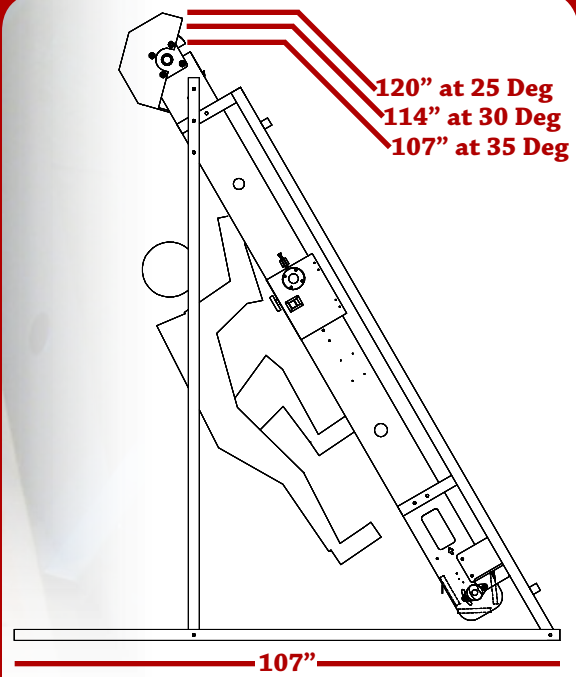
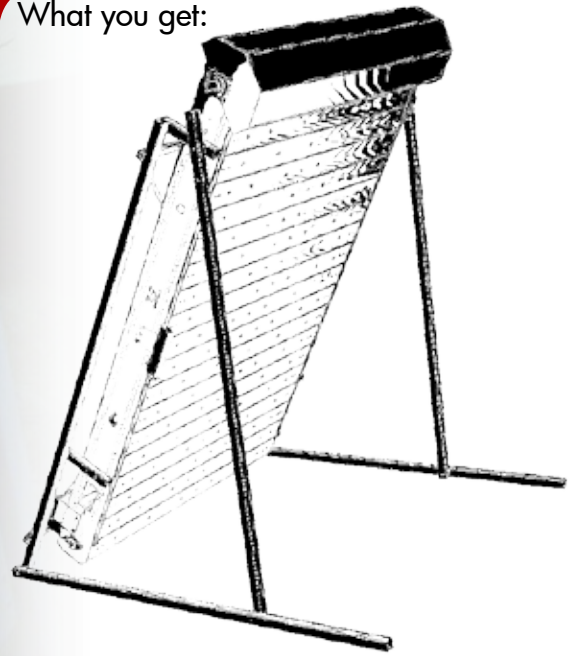
## Options and Ideas

One of the beautiful things about the Kore wall is it's simplicity. Although we offer a few add-ons, there is no limit to what you can do yourself. The wood panels come unfinished and can be painted or finished by hand. You can fit any 3rd party handholds on the wall as long as they are less than 2.5" high. And of course you can accessorize your wall with lights, stereos, or beaded curtains. In case you are fresh out of ideas, here is a list of what options we can provide, including a frame that allows for limited angle adjustment with two simple hand cranks.

- Texturized/painted panels: \$495
- Distance and time counter: \$390
- Angle Changing frame: \$460
- 38 easy Handholds: \$289
- Exterior Upgrade: \$1745

# \$ 4,490

What you get:



### SPECIFICATIONS:

<b>Climbing surface:</b>	<b>6 feet x 9 feet</b>
<b>Footprint:</b>	<b>7 feet x 9 feet</b>
<b>Total height (Varies with overhang):</b>	<b>35 Deg: 107"</b>
	<b>30 Deg: 114"</b>
	<b>25 Deg: 120"</b>
<b>Panels/frame finish:</b>	<b>Uncoated plywood/White</b>
<b>Maximum hold size:</b>	<b>6" x 6" x 2.5"h</b>
<b>Number of hold placements:</b>	<b>280 (standard thread)</b>
<b>Power requirements:</b>	<b>12v/1.5amp(for auto-stop)</b>
<b>Warranty:</b>	<b>1 year</b>

\*Holds, mats, display, shipping, and installation not included

www.brewersledge.com • 800-707-9616  
34 Brookley Road, Boston, MA 02130 USA